






































Report: Countries - cflag.ifas.ufl.edu
Date Range: 08/01/2012 - 08/31/2012

Countries (1-36) / 36	Sessions	Percent	
1. (no entry)	2,004	45.67%	
2. com (Commercial)	1,089	24.82%	
3. edu (Educational)	640	14.59%	
4. net (Network)	459	10.46%	
5. ua (Ukraine)	49	1.12%	
6. private-10-net	27	0.62%	
7. org (Non-Profit Organizations)	19	0.43%	
8. au (Australia)	16	0.36%	
9. de (Germany)	13	0.30%	
10. jp (Japan)	9	0.21%	
11. us (United States)	8	0.18%	
12. nz (New Zealand)	7	0.16%	
13. gov (USA Government)	6	0.14%	
14. uk (United Kingdom)	5	0.11%	
15. cn (China)	4	0.09%	
16. in (India)	3	0.07%	
17. nl (Netherlands)	3	0.07%	
18. tr (Turkey)	3	0.07%	
19. gr (Greece)	2	0.05%	
20. br (Brazil)	2	0.05%	
21. ph (Philippines)	2	0.05%	
22. id (Indonesia)	2	0.05%	
23. ar (Argentina)	2	0.05%	
24. ca (Canada)	2	0.05%	
25. fr (France)	1	0.02%	
26. pl (Poland)	1	0.02%	
27. il (Israel)	1	0.02%	
28. ro (Romania)	1	0.02%	
29. gt (Guatemala)	1	0.02%	
30. biz (Business)	1	0.02%	
31. it (Italy)	1	0.02%	
32. cc (Cocos (Keeling) Islands)	1	0.02%	
33. mx (Mexico)	1	0.02%	
34. cz (Czech Republic)	1	0.02%	
35. no (Norway)	1	0.02%	
36. za (South Africa)	1	0.02%	
View Total:	4,388	100.00%	
Total:	4,388	100.00%	

Help Information

Countries

This Report lists top level domains with an emphasis on political affiliation, ranked by Sessions. Since the bulk of web traffic is from net, com, and org domains (mostly US-based), they are included. The rest will mostly be actual country codes, which in most cases are reliable indicators of the origin of the traffic (though some sell domains to anyone). The (no entry) term includes all unresolved IP addresses.