
































**Report:** Countries - cflag.ifas.ufl.edu  
**Date Range:** 01/01/2012 - 01/31/2012

Countries (1-30) / 30	Sessions	Percent	
1. (no entry)	1,361	42.62%	
2. com (Commercial)	624	19.54%	
3. edu (Educational)	610	19.10%	
4. net (Network)	446	13.97%	
5. private-10-net	25	0.78%	
6. ru (Russian Federation)	22	0.69%	
7. us (United States)	14	0.44%	
8. ua (Ukraine)	12	0.38%	
9. pl (Poland)	11	0.34%	
10. de (Germany)	10	0.31%	
11. se (Sweden)	10	0.31%	
12. ca (Canada)	7	0.22%	
13. uk (United Kingdom)	7	0.22%	
14. gov (USA Government)	6	0.19%	
15. org (Non-Profit Organizations)	5	0.16%	
16. cn (China)	5	0.16%	
17. nl (Netherlands)	3	0.09%	
18. in (India)	2	0.06%	
19. fr (France)	2	0.06%	
20. fi (Finland)	1	0.03%	
21. es (Spain)	1	0.03%	
22. gr (Greece)	1	0.03%	
23. au (Australia)	1	0.03%	
24. md (Moldavia)	1	0.03%	
25. mil (USA Military)	1	0.03%	
26. nz (New Zealand)	1	0.03%	
27. ro (Romania)	1	0.03%	
28. no (Norway)	1	0.03%	
29. mx (Mexico)	1	0.03%	
30. br (Brazil)	1	0.03%	
<b>View Total:</b>	3,193	100.00%	
<b>Total:</b>	3,193	100.00%	

### Help Information

#### Countries

This Report lists top level domains with an emphasis on political affiliation, ranked by Sessions. Since the bulk of web traffic is from net, com, and org domains (mostly US-based), they are included. The rest will mostly be actual country codes, which in most cases are reliable indicators of the origin of the traffic (though some sell domains to anyone). The (no entry) term includes all unresolved IP addresses.