
































Report: Countries - cflag.ifas.ufl.edu
Date Range: 06/01/2011 - 06/30/2011

Countries (1-30) / 30	Sessions	Percent	
1. com (Commercial)	833	31.87%	
2. (no entry)	732	28.00%	
3. edu (Educational)	601	22.99%	
4. net (Network)	245	9.37%	
5. ru (Russian Federation)	99	3.79%	
6. se (Sweden)	20	0.77%	
7. private-10-net	17	0.65%	
8. us (United States)	10	0.38%	
9. au (Australia)	9	0.34%	
10. gr (Greece)	8	0.31%	
11. gov (USA Government)	5	0.19%	
12. org (Non-Profit Organizations)	4	0.15%	
13. de (Germany)	4	0.15%	
14. pl (Poland)	4	0.15%	
15. cn (China)	3	0.11%	
16. cz (Czech Republic)	2	0.08%	
17. uk (United Kingdom)	2	0.08%	
18. ca (Canada)	2	0.08%	
19. ua (Ukraine)	2	0.08%	
20. ae (United Arab Emirates)	2	0.08%	
21. cl (Chile)	1	0.04%	
22. sg (Singapore)	1	0.04%	
23. be (Belgium)	1	0.04%	
24. bg (Bulgaria)	1	0.04%	
25. br (Brazil)	1	0.04%	
26. ch (Switzerland)	1	0.04%	
27. jp (Japan)	1	0.04%	
28. jo (Jordan)	1	0.04%	
29. mil (USA Military)	1	0.04%	
30. it (Italy)	1	0.04%	
View Total:	2,614	100.00%	
Total:	2,614	100.00%	

Help Information

Countries

This Report lists top level domains with an emphasis on political affiliation, ranked by Sessions. Since the bulk of web traffic is from net, com, and org domains (mostly US-based), they are included. The rest will mostly be actual country codes, which in most cases are reliable indicators of the origin of the traffic (though some sell domains to anyone). The (no entry) term includes all unresolved IP addresses.