





























Report: Countries - cflag.ifas.ufl.edu
 Date Range: 06/01/2012 - 06/30/2012

Countries (1-31) / 31	Sessions	Percent	
1. (no entry)	1,935	47.08%	
2. com (Commercial)	948	23.07%	
3. net (Network)	611	14.87%	
4. edu (Educational)	484	11.78%	
5. ua (Ukraine)	24	0.58%	
6. de (Germany)	21	0.51%	
7. au (Australia)	11	0.27%	
8. gov (USA Government)	10	0.24%	
9. cn (China)	9	0.22%	
10. private-10-net	9	0.22%	
11. org (Non-Profit Organizations)	8	0.19%	
12. us (United States)	6	0.15%	
13. ar (Argentina)	4	0.10%	
14. ca (Canada)	3	0.07%	
15. be (Belgium)	3	0.07%	
16. nl (Netherlands)	3	0.07%	
17. cc (Cocos (Keeling) Islands)	2	0.05%	
18. se (Sweden)	2	0.05%	
19. br (Brazil)	2	0.05%	
20. pl (Poland)	2	0.05%	
21. jp (Japan)	2	0.05%	
22. uk (United Kingdom)	2	0.05%	
23. et (Ethiopia)	1	0.02%	
24. eg (Egypt)	1	0.02%	
25. fi (Finland)	1	0.02%	
26. tw (Taiwan)	1	0.02%	
27. in (India)	1	0.02%	
28. mil (USA Military)	1	0.02%	
29. it (Italy)	1	0.02%	
30. cy (Cyprus)	1	0.02%	
31. nz (New Zealand)	1	0.02%	
View Total:	4,110	100.00%	
Total:	4,110	100.00%	

Help Information

Countries

This Report lists top level domains with an emphasis on political affiliation, ranked by Sessions. Since the bulk of web traffic is from net, com, and org domains (mostly US-based), they are included. The rest will mostly be actual country codes, which in most cases are reliable indicators of the origin of the traffic (though some sell domains to anyone). The (no entry) term includes all unresolved IP addresses.