














**Report:** Countries - cflag.ifas.ufl.edu  
**Date Range:** 03/01/2012 - 03/31/2012

Countries (1-40) / 40	Sessions	Percent	
1. (no entry)	1,565	44.98%	
2. com (Commercial)	750	21.56%	
3. edu (Educational)	635	18.25%	
4. net (Network)	377	10.84%	
5. private-10-net	23	0.66%	
6. us (United States)	17	0.49%	
7. se (Sweden)	12	0.34%	
8. gov (USA Government)	10	0.29%	
9. cn (China)	10	0.29%	
10. org (Non-Profit Organizations)	9	0.26%	
11. de (Germany)	9	0.26%	
12. pl (Poland)	8	0.23%	
13. ae (United Arab Emirates)	7	0.20%	
14. uk (United Kingdom)	7	0.20%	
15. it (Italy)	4	0.11%	
16. ua (Ukraine)	3	0.09%	
17. ca (Canada)	3	0.09%	
18. mil (USA Military)	3	0.09%	
19. hu (Hungary)	3	0.09%	
20. au (Australia)	2	0.06%	
21. ro (Romania)	2	0.06%	
22. tr (Turkey)	2	0.06%	
23. nl (Netherlands)	1	0.03%	
24. ie (Ireland)	1	0.03%	
25. pt (Portugal)	1	0.03%	
26. fi (Finland)	1	0.03%	
27. tw (Taiwan)	1	0.03%	
28. in (India)	1	0.03%	
29. gt (Guatemala)	1	0.03%	
30. at (Austria)	1	0.03%	
31. dk (Denmark)	1	0.03%	
32. cz (Czech Republic)	1	0.03%	
33. no (Norway)	1	0.03%	
34. sy (Syria)	1	0.03%	
35. id (Indonesia)	1	0.03%	
36. lt (Lithuania)	1	0.03%	
37. ee (Estonia)	1	0.03%	
38. ru (Russian Federation)	1	0.03%	
39. bg (Bulgaria)	1	0.03%	
40. br (Brazil)	1	0.03%	
<b>View Total:</b>	3,479	100.00%	
<b>Total:</b>	3,479	100.00%	

## **Help Information**

### **Countries**

This Report lists top level domains with an emphasis on political affiliation, ranked by Sessions. Since the bulk of web traffic is from net, com, and org domains (mostly US-based), they are included. The rest will mostly be actual country codes, which in most cases are reliable indicators of the origin of the traffic (though some sell domains to anyone). The (no entry) term includes all unresolved IP addresses.