
































Report: Countries - cflag.ifas.ufl.edu
Date Range: 05/01/2011 - 05/31/2011

Countries (1-30) / 30	Sessions	Percent	
1. com (Commercial)	897	36.14%	
2. edu (Educational)	550	22.16%	
3. (no entry)	545	21.96%	
4. net (Network)	252	10.15%	
5. ru (Russian Federation)	130	5.24%	
6. private-10-net	20	0.81%	
7. se (Sweden)	18	0.73%	
8. us (United States)	13	0.52%	
9. ca (Canada)	11	0.44%	
10. de (Germany)	7	0.28%	
11. org (Non-Profit Organizations)	5	0.20%	
12. au (Australia)	5	0.20%	
13. za (South Africa)	4	0.16%	
14. gov (USA Government)	4	0.16%	
15. mil (USA Military)	2	0.08%	
16. pl (Poland)	2	0.08%	
17. uk (United Kingdom)	2	0.08%	
18. id (Indonesia)	2	0.08%	
19. ae (United Arab Emirates)	2	0.08%	
20. in (India)	1	0.04%	
21. mx (Mexico)	1	0.04%	
22. nz (New Zealand)	1	0.04%	
23. br (Brazil)	1	0.04%	
24. ch (Switzerland)	1	0.04%	
25. fr (France)	1	0.04%	
26. pt (Portugal)	1	0.04%	
27. ro (Romania)	1	0.04%	
28. cn (China)	1	0.04%	
29. ua (Ukraine)	1	0.04%	
30. sk (Slovak Republic)	1	0.04%	
View Total:	2,482	100.00%	
Total:	2,482	100.00%	

Help Information

Countries

This Report lists top level domains with an emphasis on political affiliation, ranked by Sessions. Since the bulk of web traffic is from net, com, and org domains (mostly US-based), they are included. The rest will mostly be actual country codes, which in most cases are reliable indicators of the origin of the traffic (though some sell domains to anyone). The (no entry) term includes all unresolved IP addresses.