










































Report: Countries - cflag.ifas.ufl.edu
Date Range: 10/01/2012 - 10/31/2012

Countries (1-46) / 46	Sessions	Percent	
1. (no entry)	2,090	49.87%	
2. com (Commercial)	919	21.93%	
3. net (Network)	752	17.94%	
4. edu (Educational)	224	5.34%	
5. private-10-net	29	0.69%	
6. cn (China)	28	0.67%	
7. au (Australia)	26	0.62%	
8. ua (Ukraine)	15	0.36%	
9. us (United States)	11	0.26%	
10. org (Non-Profit Organizations)	10	0.24%	
11. ca (Canada)	7	0.17%	
12. gov (USA Government)	7	0.17%	
13. it (Italy)	7	0.17%	
14. uk (United Kingdom)	6	0.14%	
15. pl (Poland)	5	0.12%	
16. jp (Japan)	5	0.12%	
17. de (Germany)	5	0.12%	
18. in (India)	4	0.10%	
19. bw (Botswana)	3	0.07%	
20. nz (New Zealand)	3	0.07%	
21. hr (Croatia)	3	0.07%	
22. ro (Romania)	2	0.05%	
23. be (Belgium)	2	0.05%	
24. nl (Netherlands)	2	0.05%	
25. tr (Turkey)	2	0.05%	
26. vn (Vietnam)	2	0.05%	
27. mt (Malta)	2	0.05%	
28. mil (USA Military)	2	0.05%	
29. at (Austria)	1	0.02%	
30. do (Dominican Republic)	1	0.02%	
31. bg (Bulgaria)	1	0.02%	
32. fj (Fiji)	1	0.02%	
33. ae (United Arab Emirates)	1	0.02%	
34. co (Colombia)	1	0.02%	
35. gh (Ghana)	1	0.02%	
36. no (Norway)	1	0.02%	
37. ru (Russian Federation)	1	0.02%	
38. sg (Singapore)	1	0.02%	

39.	sk (Slovak Republic)	1	0.02%	
40.	ch (Switzerland)	1	0.02%	
41.	pk (Pakistan)	1	0.02%	
42.	lv (Latvia)	1	0.02%	
43.	cz (Czech Republic)	1	0.02%	
44.	mx (Mexico)	1	0.02%	
45.	th (Thailand)	1	0.02%	
46.	tw (Taiwan)	1	0.02%	
View Total:		4,191	100.00%	
Total:		4,191	100.00%	

Help Information

Countries

This Report lists top level domains with an emphasis on political affiliation, ranked by Sessions. Since the bulk of web traffic is from net, com, and org domains (mostly US-based), they are included. The rest will mostly be actual country codes, which in most cases are reliable indicators of the origin of the traffic (though some sell domains to anyone). The (no entry) term includes all unresolved IP addresses.