
































Report: Countries - cflag.ifas.ufl.edu
 Date Range: 09/01/2012 - 09/30/2012

Countries (1-42) / 42	Sessions	Percent	
1. (no entry)	2,433	54.45%	
2. com (Commercial)	902	20.19%	
3. net (Network)	617	13.81%	
4. edu (Educational)	321	7.18%	
5. private-10-net	30	0.67%	
6. org (Non-Profit Organizations)	29	0.65%	
7. au (Australia)	19	0.43%	
8. us (United States)	14	0.31%	
9. ua (Ukraine)	11	0.25%	
10. uk (United Kingdom)	10	0.22%	
11. ca (Canada)	10	0.22%	
12. cn (China)	6	0.13%	
13. in (India)	6	0.13%	
14. de (Germany)	5	0.11%	
15. ke (Kenya)	5	0.11%	
16. jp (Japan)	5	0.11%	
17. it (Italy)	4	0.09%	
18. gov (USA Government)	4	0.09%	
19. pl (Poland)	4	0.09%	
20. fr (France)	3	0.07%	
21. mil (USA Military)	3	0.07%	
22. nz (New Zealand)	2	0.04%	
23. za (South Africa)	2	0.04%	
24. ae (United Arab Emirates)	2	0.04%	
25. th (Thailand)	2	0.04%	
26. ar (Argentina)	2	0.04%	
27. se (Sweden)	2	0.04%	
28. cz (Czech Republic)	1	0.02%	
29. dk (Denmark)	1	0.02%	
30. br (Brazil)	1	0.02%	
31. hr (Croatia)	1	0.02%	
32. np (Nepal)	1	0.02%	
33. id (Indonesia)	1	0.02%	
34. ru (Russian Federation)	1	0.02%	
35. sg (Singapore)	1	0.02%	
36. pg (Papua New Guinea)	1	0.02%	
37. sk (Slovak Republic)	1	0.02%	
38. ie (Ireland)	1	0.02%	
39. lt (Lithuania)	1	0.02%	
40. nl (Netherlands)	1	0.02%	
41. mx (Mexico)	1	0.02%	
42. tr (Turkey)	1	0.02%	
View Total:	4,468	100.00%	
Total:	4,468	100.00%	